

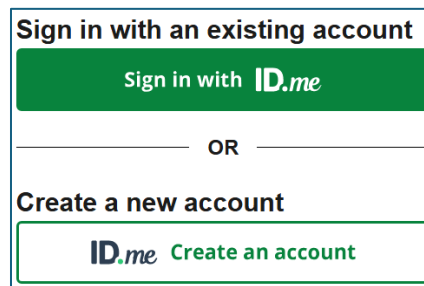
HOW TO GET AN IRS IDENTITY PROTECTION PIN (IP PIN)

1. Go to <https://www.irs.gov/payments/online-account-for-individuals>

Sign in to your online account

2. Click on

3. Click on Sign in with your existing ID.me account or Create a new ID.me account, if you don't already have one (see attached instructions).



Sign in with an existing account

Sign in with ID.me

OR

Create a new account

ID.me Create an account

4. Sign in with your username and password.

5. Once in to account click on Profile on top right.

An official website of the United States Government [Here's how you know](#)



LISA L ZUNGHI

English

Profile

Help

Logout

Account Home

Account Balance

Payments

Records and Status

Notices and Letters

Forms

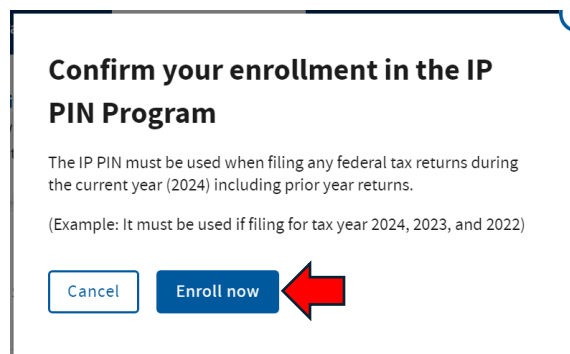
Authorizations

6. Scroll down to Identity Protection PIN section.

Enroll in IP PIN

7. Select

8. A confirmation will pop up asking to Confirm your enrollment in the IP PIN Program, select Enroll Now.



Confirm your enrollment in the IP PIN Program

The IP PIN must be used when filing any federal tax returns during the current year (2024) including prior year returns.

(Example: It must be used if filing for tax year 2024, 2023, and 2022)

Cancel Enroll now

9. Once you click on enroll now it will then confirm if your pin was created successfully and what you PIN for the current calendar year is.

Identity Protection PIN [OPT OUT](#)

✔ Your IP PIN has been successfully created


Select 'Print' at the bottom of this page to save or print a copy of your IP PIN and secure it along with your tax records.

It can take up to 72 hours to process and permanently display your IP PIN. Check back later to confirm your submission.

An Identity Protection PIN (IP PIN) is a six-digit number that prevents someone else from filing a tax return using your Social Security Number or Individual Taxpayer Identification Number.

The IP PIN is known only to you and the IRS. It helps us verify your identity when you file your electronic or paper tax return. Even though you may not have a filing requirement, an IP PIN still protects your account.

Your assigned IP PIN is

- This IP PIN must be used when filing any federal tax returns during the current year (2024) including prior year returns.
(Example: It must be used if filing for tax year 2024, 2023, and 2022)
- New IP PINs are generated each year and can be retrieved or viewed by logging back into your online account starting in early January.
- Do not reveal your IP PIN to anyone other than your tax preparer.
- [FAQs about the Identity Protection Personal Identification Number \(IP PIN\)](#) 

Save or print this page and secure it along with your tax records.

10. You can the save or print IP PIN/page for your records.

NOTE: Each year sometime after Mid January you will need a to generate a new IP PIN by logging in to your account.